

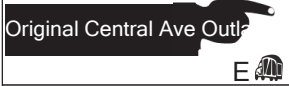





OFFICE	1 Mayor Village of McGraw (Vote for ONE)	2 3 Trustee Village of McGraw (Vote for any TWO)		4 Trustee Village of McGraw (To Fill a 2 Year Term) (Vote for ONE)
	<small>OUR VILLAGE</small> Allan F. Stauber 1C ○			
		<small>WORKER</small> James M. Field 2D ○		
		<small>Original Central Ave Outlaws</small> Patrick A. Leach 2E ○		
				<small>CONSERVATIVE SPENDING</small> Tyler P. Styles 4F ○
	WRITE IN	WRITE IN	WRITE IN	WRITE IN

1001

OFFICIAL BALLOT VILLAGE ELECTION NOVEMBER 5th, 2019	STATE OF NEW YORK, COUNTY OF CORTLAND	Ballot ID: 1001 McGraw 1
INSTRUCTIONS 1. Mark only with an instrument provided by the Board of Elections. 2. To vote for a candidate whose name is printed on this ballot fill in the Oval O to the right of the candidate's name, like ●. 3. To vote for any person whose name is not printed on this ballot write or stamp his or her name in the space that appears at the bottom of the column containing the title of the office. 4. Any other mark or writing, or any erasure made on this ballot outside the voting oval or blank spaces provided for voting will void this entire ballot. 5. Do not overvote. If you select a greater number of candidates than there are vacancies to be filled, your ballot will be void for that public office or party position or proposal.		E.D.(s): 
6. If you tear, or deface, or wrongly mark this ballot, return it and obtain another. Do not attempt to correct mistakes on the ballot by making erasures or cross outs. Erasures or cross outs may invalidate all or part of your ballot. Prior to submitting your ballot, if you make a mistake in completing the ballot or wish to change your ballot choices, you may obtain and complete a new ballot. You have a right to a replacement ballot upon return of the original ballot. 7. After completing your ballot, insert it into the ballot scanner and wait for the notice that your ballot has been successfully scanned. If no such notice appears, seek the assistance of an election inspector. 8. To vote yes or no on a proposal, if any, that appears on the back, fill in the oval O that corresponds with your vote Remember to Vote Both Sides		